

Coyote 

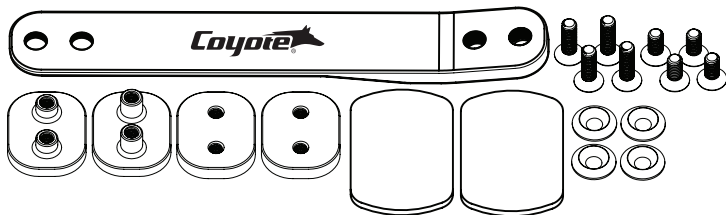
CD209M

Mini Dynamic Strut

Medium Flex Kit

Weight Range 90-130 lbs.

Light to Medium Activity Level



6-month warranty against manufacturer defects, excessive wear or breakage.

External Prosthetic Components



CD209M.post.revA.09282023



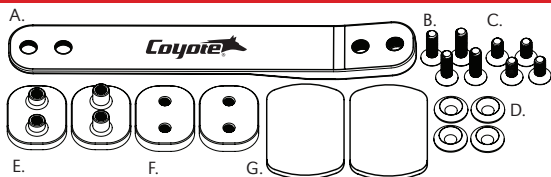
EC REP

Manufactured by Coyote®
419 N. Curtis Rd., Boise, Idaho 83706 USA
(208) 429-0026 | www.coyote.us



Advena Limited
Tower Business Centre
2nd Flr, Tower Street
Swatar, BKR 4013
Malta

Parts Included



A. Strut (1) (8.5 x 1.25)

B. Screws (4)
(2) - 6x20 for Top Mounting Plate
(2) - 6x22 for Bottom Mounting Plate

C. Black Screws 6x14 (4)

D. Clamp Washer (4)

E. AFO Mounting Plate (2)

(1) Upper Mounting Plate - Short Posts

(1) Lower Mounting Plate - Tall Posts

F. AFO Fab Tooling Pieces (2)

G. AFO Plate Foam (2)

ATTENTION

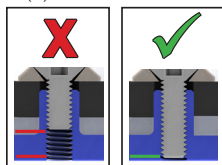
Make sure the screws are all the way through the threaded post holes and flush with the inside of the plate.

Use provided screws. Always use screws class 10.9 or better.

Make sure the screw length fully seats into face plate not just the post, longer screws may be needed depending on the strut and brace thickness.

Always use Loctite® Blue 242 on screw threads. Torque between 5 Nm and 8 Nm in even distribution. If the posts are sticking out past the face plate of the strut, remove the screws, strut, and grind post until it is flush with the strut surface.

See instructions at www.coyote.us/instructions for more details.



CURBELL
PLASTICS

We typically use Curbell Plastic's - ProComp®
Carbon Reinforced Polypropylene.

www.coyote.us/procomp



EN | Instructions for Use

DE | Gebrauchsanweisung

FR | Notice d'utilisation

ES | Instrucciones para el uso

IT | Istruzioni per l'uso

NO | Bruksanvisning

DA | Brugsanvisning

SV | Bruksanvisning

EL | Οδηγίες Χρήσης

FI | Käyttöohjeet

NL | Gebruiksaanwijzing

PT | Instruções de Utilização

PL | Instrukcja użytkowania

RU | Инструкция по использованию

TR | Kullanım Talimatları

CS | Návod k použití

JA | 取扱説明書

ZH | 中文说明书

KO | 사용 설명서



<https://www.coyote.us/instructions-dynamicstrut>