













STABLFLEX TRANSTIBIAL SOCKET MEASUREMENTS

All measurements are in full extension over gel liner. Mark all measurement locations with a small yellow foam dot. (mid patella, apex of condyles medial and lateral, 2 inches proximal to mid patella)

Large dots for problem areas. Fib head, distal tibial etc.

and Medial Flair at Fibular Head level

| | Plaster Model | %Reduction | Target | Final |
|-------------------------------|--|---|--|--|
| MTP Circumference |  |  |  |  |
| Fib Head Circumference |  |  |  |  |
| Distal Circumference |  |  |  |  |

Flexion Contracture _____

Sound side MTP to Floor _____

Foot Manufacturer _____

Side and Size _____

Gel Liner _____

Lock Mechanism _____

Other Components _____

Trimlines

Anterior _____

Posterior _____

Lateral _____

Medial _____

Add in hamstring modification.

Distal Mold Extension

1cm 2cm

Send cast and parts to -
Coyote, 525 N. Steelhead Boise, ID 83704