

Coyote 

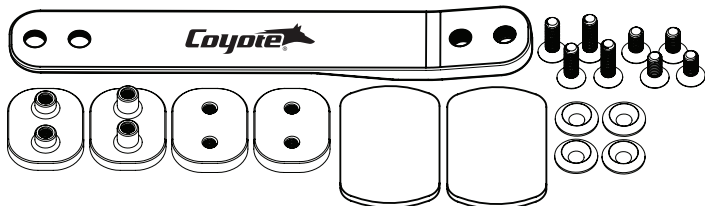
CD209S

Mini Dynamic Strut

Soft Flex Kit

Weight Range 70-110 lbs.

Light to Medium Activity Level



6-month warranty against manufacturer defects, excessive wear or breakage.

External Prosthetic Components



CD209S.post.revA.09282023



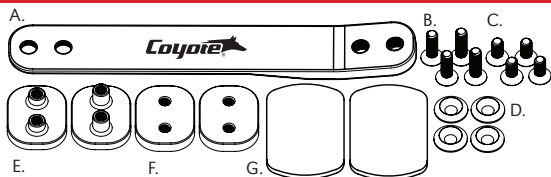
EC REP

Manufactured by Coyote®
419 N. Curtis Rd., Boise, Idaho 83706 USA
(208) 429-0026 | www.coyote.us



Advena Limited
Tower Business Centre
2nd Flr, Tower Street
Swatar, BKR 4013
Malta

Parts Included



A. Strut (1) (8.5 x 1.25)

B. Screws (4)
 (2) - 6x20 for Top Mounting Plate
 (2) - 6x22 for Bottom Mounting Plate

C. Black Screws 6x14 (4)

D. Clamp Washer (4)

E. AFO Mounting Plate (2)

(1) Upper Mounting Plate - Short Posts

(1) Lower Mounting Plate - Tall Posts

F. AFO Fab Tooling Pieces (2)

G. AFO Plate Foam (2)

ATTENTION

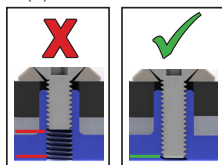
Make sure the screws are all the way through the threaded post holes and flush with the inside of the plate.

Use provided screws. Always use screws class 10.9 or better.

Make sure the screw length fully seats into face plate not just the post, longer screws may be needed depending on the strut and brace thickness.

Always use Loctite® Blue 242 on screw threads. Torque between 5 Nm and 8 Nm in even distribution. If the posts are sticking out past the face plate of the strut, remove the screws, strut, and grind post until it is flush with the strut surface.

See instructions at www.coyote.us/instructions for more details.



CURBELL
 PLASTICS

We typically use Curbell Plastic's - ProComp®
 Carbon Reinforced Polypropylene.

www.coyote.us/procomp



EN | Instructions for Use
 DE | Gebrauchsanweisung
 FR | Notice d'utilisation
 ES | Instrucciones para el uso
 IT | Istruzioni per l'uso
 NO | Bruksanvisning
 DA | Brugsanvisning
 SV | Bruksanvisning
 EL | Οδηγίες Χρήσης
 FI | Käyttöohjeet

NL | Gebruiksaanwijzing
 PT | Instruções de Utilização
 PL | Instrukcja użytkowania
 RU | Инструкция по использованию
 TR | Kullanım Talimatları
 CS | Návod k použití
 JA | 取扱説明書
 ZH | 中文说明书
 KO | 사용 설명서



<https://www.coyote.us/instructions-dynamicstrut>