



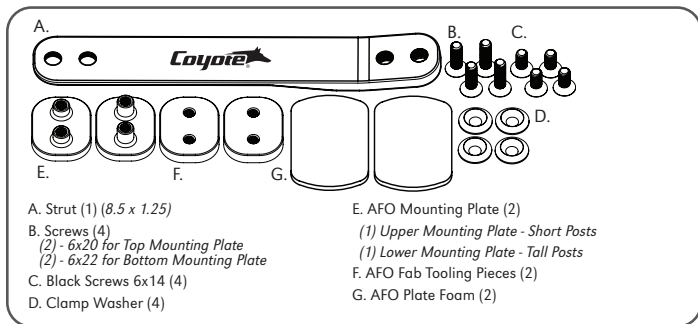
CD209M

Mini Dynamic Strut

Medium Flex Kit

Weight Range 90-130 lbs.

Light to Medium Activity Level



6-month warranty against manufacturer defects, excessive wear or breakage.

External Prosthetic Components

CD209M.post.revA.01172024



Manufactured by Coyote®
419 N. Curtis Rd., Boise, Idaho 83706 USA
(208) 429-0026 | www.coyote.us



Advena Limited
Tower Business Centre
2nd Flr, Tower Street
Swatar, BKR 4013
Malta

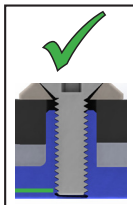
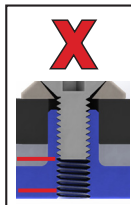
ATTENTION

Always, *LOCTITE*® and torque to manufacturer specifications.

1. The instructions for this device cover a very specific method of fabrication, and we understand that a multitude of methods could be used. The fabricated device is the sole responsibility of the fabricator.
2. Always use Loctite® Blue 242 on screw threads. Torque between 5 Nm and 8 Nm in even distribution.
3. Tighten the screws after a couple weeks of use, also at follow up appointments, re-Loctite® if needed.
4. Use the 6x20mm (top mounting plate) and 6x22mm (bottom mounting plate) screws provided with typical components for the (CD209S, CD209SS, CD209M, CD209MS, CD209R, CD209RS). In atypical setups, longer screws may be needed. Always use screws class 10.9 or better.

Make sure the screws are all the way through the threaded post holes and flush with the inside of the plate. Be sure the screw length fully seats into face plate not just the post, longer screws may be needed depending on the strut and brace thickness. *See example images below.*

A 6 month limited warranty applies to the Mini Dynamic Strut (CD209S, CD209SS, CD209M, CD209MS, CD209R, CD209RS) go to www.coyote.us for details.



CURBELL
PLASTICS

We typically use Curbell Plastic's - ProComp®
Carbon Reinforced Polypropylene.

www.coyote.us/procomp



See instructions online.

www.coyote.us/instructions-dynamicstrut

EN | Instructions for Use

DE | Gebrauchsanweisung

FR | Notice d'utilisation

ES | Instrucciones para el uso

IT | Istruzioni per l'uso

NO | Bruksanvisning

NL | Gebruiksaanwijzing

PT | Instruções de Utilização

PL | Instrukcja użytkowania

RU | Инструкция по использованию

CS | Návod k použití

JA | 取扱説明書

ZH | 中文说明书

KO | 사용 설명서

DA | Brugsanvisning

SV | Bruksanvisning

EL | Οδηγίες Χρήσης

FI | Käyttöohjeet

TR | Kullanım Talimatları

